


K-8

Introduction Packet

3rd Grade

January 2011



January 2011


Welcome to Pacific View Charter School!

In this packet, your student will find activities to complete during the next two weeks. Your student is required to work on these activities until you receive your K12 curriculum kits or PVCS curriculum. Please review, correct, and save all work completed by your student and bring to the next appointment with your Supervisory Teacher along with the completed lesson plan sheet. All assignments must have student's name and mark/grade by parent.

If you have any questions, feel free to contact your Supervisory Teacher. We look forward to working with you and your student.

Thank you,

The K-8 Team
Ms. Butler ext. 124
Ms. Meck ext. 126
Ms. Pavolini ext. 125
Ms. Reilly ext. 129



H.O.W.

How Should Your Paper Look?

Every assignment should be organized and contain these elements:

H heading with: (upper right corner)
First and last name
Learning Coach initials on each assignments

O rganized
Keep a folder for each subject or a notebook with dividers for each subject.
All math assignments must be completed in pencil

W ritten
Words and numbers are readable
Neat and easy to read
Learning Coach initials on each assignment

The Learning Coach must initial each page and grade it before it is turned into your teacher at Pacific View Charter School.



Organizing Your Notebook

(Bring Notebook/Binder to every meeting)

Notebook organization is important for time management and completing assignments. Assignments should be easily accessible and organized for your parent/support person to check, proofread, and correct. Notebook organization will also assist you in preparing for your appointment.

Your notebook should be divided by course. As you finish your daily assignments, they should be placed into the proper section of your notebook so that your support person can easily find them to grade and initial. Time should be scheduled each night for you to go over your finished assignments with your support person. Remember to prepare for all meetings by reviewing your work before you come to your appointment.

The following tabs should be in your notebook:

1. Language Arts
2. Mathematics
3. History
4. Science

Optional: Having a section devoted to composition will help you in your writing. All stages of the writing process should be kept in one area for easy access.



Study Island

Study Island is an online California Standards based tool that provides assessments, worksheets, and games to better prepare students for their coursework and California Standardized testing.

-Study Island (Grades K-8)

- Log on to StudyIsland.com daily for 30 minutes.
- Complete pre-tests in all subject areas
- Choose at least 20 or more questions to answer in either "test mode" or "game mode"

-Writing Assignments (Grades 4-8)

You will have writing assignments in Study Island that will take you through the writing process.

Your assignment will be to write a five paragraph essay in response to the writing prompt. The first paragraph is the introduction paragraph, the next three are the body, and the last is the conclusion paragraph. Please utilize the graphic organizers to brainstorm your ideas. This helps you to create an outline for your writing. Each paragraph should be indented and the type should be Times New Roman 12pt.



K- 5th Grade Web-Based Educational Resources

Language Arts Sites:

TLS Books --<http://www.tlsbooks.com/>

- This site provides a variety of free printable Language Arts worksheets. Select your student's grade level along the left side of the home page. The worksheets are intended to enhance your child's skills and introduce new concepts in a fun, stress-free manner.

Super Teacher Worksheets--<http://superteacherworksheets.com/>

- This site provides free worksheets for reading, writing, grammar, phonics and spelling concepts.

Read Write Think-- <http://www.readwritethink.org/>

- Engage your students in online literacy learning with these interactive tools that help them accomplish a variety of goals—from organizing their thoughts to learning about language—all while having fun. From the home page click on the "classroom resources" tab. Select "student interactives" OR "printables" on the drop screen.

Math Sites:

Homeschool Math-- <http://www.homeschoolmath.net/worksheets/>

- This site has several worksheet generators that can create a variety of worksheets for you. You can customize the worksheets with many varied options according to the student's level. You will also find pre-made worksheets.

TLS Books --<http://www.tlsbooks.com/>

- This site provides a variety of free printable Math worksheets. Select your student's grade level along the left side of the home page. The worksheets are intended to enhance your child's skills and introduce new concepts in a fun, stress-free manner.

Super Teacher Worksheets--<http://superteacherworksheets.com/>

- This site provides free worksheets for math concepts.

Free Math worksheets-- <http://www.freemathworksheets.net/>

- This site allows you to quickly make math worksheets. Simply choose what type of worksheet you would like to generate and you will be taken to a form that will get the specifications from you for your worksheet. Click the

submit button, and you will immediately be given the worksheet and answer sheet to print.

Math Drills-- <http://www.math-drills.com/>

- Math-Drills.Com includes over 6000 free math worksheets with answer keys. Use to assess students' mastery of basic math facts, give student extra practice, or teach new math strategies.

History Sites:

TLS Books --<http://www.tlsbooks.com/>

- This site provides a variety of free printable History worksheets. Select your student's grade level along the left side of the home page. The worksheets are intended to enhance your child's skills and introduce new concepts in a fun, stress-free manner.

Teach-nology-- <http://www.teach-nology.com>

- This site offers over 8,000 free printable worksheets. It offers a wide range of free resources that can be used for reinforcement and review.

Super Teacher Worksheets--<http://superteacherworksheets.com/>

- This site provides free worksheets for History.

Science Sites:

TLS Books --<http://www.tlsbooks.com/>

- This site provides a variety of free printable Science worksheets. Select your student's grade level along the left side of the home page. The worksheets are intended to enhance your child's skills and introduce new concepts in a fun, stress-free manner.

Teach-nology-- <http://www.teach-nology.com>

- This site offers over 8,000 free printable worksheets. It offers a wide range of free resources that can be used for reinforcement and review.

Super Teacher Worksheets--<http://superteacherworksheets.com/>

- This site provides free worksheets for Science.

FREE Typing Programs:

- <http://www.freetypinggame.net/>
- <http://www.learninggamesforkids.com/>

Third Grade

Student Daily Work

Your student is required to spend at least four to five hours per day working on grade level assignments. During the next ten days, have your student complete the following assignments. You may add your own ideas to expand on any of the activities to make for a more enriching experience for your student.

Day 1

Language Arts



1) Cloudy With a Chance of Meatballs , by Judi Barret-

- Review the introduction, summary, and vocabulary on the worksheet provided in this packet for Day 1.
- Have your student read Cloudy with a Chance of Meatballs aloud to you (provided by PVCS).
- After reading, give your student eight index cards.
 - Have your student write one of the provided vocabulary words on each index card.
 - Next, have your student illustrate/ or write the meaning of the vocabulary word on the back side of each card.
 - Orally, review the vocabulary words with your student.
 - Have your student finish this lesson by putting the index cards in alphabetical order.

2) Day 1 Worksheets- Have your student complete the worksheets "Baking Biscuits" (singular and plural nouns) and "Shoe Shopping" (main idea and details) provided in this packet for Day 1.

3) Study Island at least 15-30 minutes - www.studyisland.com

4) Dolch Basic Sight Words List (provided for Days 1-5)-

- Have your student make flashcards for words 1-25. Review the spelling of each word (spend at least ten minutes on review).

- Once you have reviewed the spelling of each word with your student, have him/her choose at least ten words and create sentences on lined paper.



Math

- 1) Day 1 Worksheets - Have your student complete the worksheets provided in this packet for Day 1 (answers included in the Answer Key packet provided by PVCS).

***You may also choose to print additional worksheets to provide your student extra practice (refer to the K-5th Grade Web-Based Educational Resource sheet provided).

- 2) Study Island at least 15-30 minutes- www.studyisland.com

- 3) Card Suit Race- For this math game you will need a deck of cards and at least two participating players. This is a color recognition, counting, addition, and subtraction facts game for two to four players. See the attached instruction sheet and paper game board provided in this packet for Day 1.



History

- 1) Inventor Report- Have your student choose an invention that is important in daily life. Start using the internet or visit the library to find books on the invention chosen. This is a five day project.



Science

- 1) Water Cycle- Discuss and complete the Water Cycle Activity worksheet provided in this packet for Day 1.


Day 2

Language Arts



- 1) Cloudy with a Chance of Meatballs, by Judi Barret-
 - Yesterday, your student read *Cloudy with a Chance of Meatballs*.
 - Today, you will use the worksheet provided for Day 2 to review/ discuss the book with your student. Have your student complete the questions.
- 2) Day 2 Worksheets- Have your student complete the worksheets "Fancy Nancy" (fiction comprehension) and "Sorting Mail" (beginning blends: br, cr, fr, gr) provided in this packet for Day 2.
- 3) Study Island at least 15-30 minutes-www.studyisland.com
- 4) Dolch Basic Sight Words List (provided for Days 1-5)-
 - Have your student make flashcards for words 26-50. Review the spelling of each word (spend at least ten minutes on review).
 - Once you have reviewed the spelling of each word with your student, have him/her choose at least ten words and write them five times each on lined paper.
 - Review any words that your student finds challenging from the prior day.

Math



- 1) Day 2 Worksheets - Have your student complete worksheets provided in this packet for Day 2 (answers included in Answer Key packet provided by PVCS).
***You may also choose to print additional worksheets to provide your student extra practice (refer to the K-5th Grade Web-Based Educational Resource sheet provided).
- 2) Study Island at least 15-30 minutes- www.studyisland.com

3) Stained Glass Windows- This art activity is a fun way for your student to learn more about geometric shapes. Refer to the instruction sheet provided in this packet for Day 2.



History

1) Inventor Report continued...-

- Your student should have chosen an invention that is important in daily life. Continue using the internet or the books on the invention chosen.
- Complete the Inventions and Inventors worksheet for Day 2.



Science

1) "Magic School Bus" program/book -Have your student watch or read the book, "The Magic School Bus". Your student may choose the topic of choice. (Some topics are available for check-out in books and VHS at PVCS). Prepare your student for creating a poster about what he/she learned from the program/book. This is a two day project.

Day 3



Language Arts

1) Cloudy with a Chance of Meatballs, by Judi Barret-

- Today, you will use the worksheets provided for Day 3 (Activity Sheets 1 & 3).

- (Activity Sheet One) Have your student draw what might fall from the sky for each meal of his/her day. After your student has finished the drawing assignment, on a separate sheet, write at least one sentence about why he/she chose that specific food.

- (Activity Sheet Three) Have your student read the three weather reports in the town of Chewandswallow. Have him/her illustrate how the weather report would look. After completing the illustrations, have your student create his/her own weather report and illustration.

- 2) Day 3 Worksheets- Have your student complete the worksheets "Making a Masterpiece" (sequence) and "An A-maize-ing" Plant"(reading a diagram) provided in this packet for Day 3.
- 3) Study Island at least 15-30 minutes-www.studyisland.com
- 4) Dolch Basic Sight Words List (provided for Days 1-5)-
 - Have your student make flashcards for words 51-75. Review the spelling of each word (spend at least ten minutes on review).
 - Once you have reviewed the spelling of each word with your student, have him/her choose at least ten of the sight words and use them to create a short story on lined paper.
 - Review any words that your student finds challenging from prior days.

Math



- 1) Day 3 Worksheets - Have your student complete worksheets provided in this packet for Day 3 (answers included in Answer Key packet provided by PVCS).
***You may also choose to print additional worksheets to provide your student extra practice (refer to the K-5th Grade Web-Based Educational Resource sheet provided).
- 2) Study Island at least 15-30 minutes- www.studyisland.com
- 3) Cover All- For this addition game you will need one deck of cards and at least two participating players. See the attached instruction sheet and paper game board provided in this packet for Day 3.

History



- 1) Inventor Report continued...-
 - Continue the Inventions and Inventors worksheet from Day 2. Your student should start pre-writing a report including the interesting information that was documented on the Inventions and Inventors worksheet.

Science



1) "Magic School Bus" program/book continued...-

- Have your student continue the poster that was begun on Day 2. Have your student label *or* write a sentence under each picture that he/she glued or drew on the poster.

Day 4

Language Arts



1) *Cloudy with a Chance of Meatballs*, by Judi Barret-

- Today, you will use the worksheet (Activity Sheet 2) provided for Day 4. Have your student create nine compound words.
- After your student has created the compound words on the worksheet provided for Day 4, have him/her choose at least five of the nine words. Use these words to create his/her own version of the book. Refer to the instructions provided for Day 4. This is a two day project.

2) Day 4 Worksheets- Have your student complete the worksheets

"Along Comes a Spider" (logical sequence) and "Labor Day Picnic/ At a Cookout" (one, two, three, and four-syllable words) provided in this packet for Day 4.

3) Study Island at least 15-30 minutes-www.studyisland.com

4) Dolch Basic Sight Words List (provided for Days 1-5)-

- Have your student make flashcards for words 101-125. Review the spelling of each word (spend at least ten minutes on review).
- Once you have reviewed the spelling of each word with your student, have him/her choose at least ten words and create sentences on lined paper.
- Review any words that your student finds challenging from prior days.

Math



1) Day 4 Worksheets -

Have your student complete worksheets provided in this packet for Day 4 (answers included in Answer Key packet provided by PVCS).

***You may also choose to print additional worksheets to provide your student extra practice (refer to the K-5th Grade Web-Based Educational Resource sheet provided).

2) Study Island at least 15-30 minutes-www.studyisland.com

2) Copy Cat Coordinates- This art activity is a fun way for your student to learn more about coordinate geometry. Your student will learn how to reproduce and enlarge his/her favorite artwork by drawing and following a grid. Refer to the instruction sheet provided in this packet for Day 4.



History

1) Inventor Report continued...-

- Refer to the Inventions and Inventors worksheet from Day 2.

Have your student begin the final draft writing process for the Inventor Report.



Science

1) Colorizing Plants Lab-

- In this lab, your student will find out how a plant's roots pull water out of the soil and sends the water up into the rest of the plant (capillary action). Refer to worksheet for Day 4. This is a two day project.

Day 5

Language Arts



- 1) Cloudy with a Chance of Meatballs, by Judi Barret-
- Have your student continue and complete his/her own version of *Cloudy with a Chance of Meatballs* (instructions found in the answer key for Day 4).
- 2) Day 5 Worksheets- Have your student complete the worksheets "Comical Contractions/ How to Care for a Gorilla" (contractions); provided in this packet for Day 5.
- 3) Study Island at least 15-30 minutes-www.studyisland.com
- 4) Dolch Basic Sight Words List (provided for Days 1-5)-
- Have your student review the spelling of each word that has not been mastered (words 1-125). Keep those flashcards for review next week.

Math



- 1) Day 5 Worksheets (money and graphing)- Have your student complete worksheets provided in this packet for Day 5 (answers included in Answer Key packet provided by PVCS).
***You may also choose to print additional worksheets to provide your student extra practice (refer to the K-5th Grade Web-Based Educational Resource sheet provided).
- 2) Study Island at least 15-30 minutes-www.studyisland.com
- 3) Family Garden Bar Graph- In this activity your student is going to learn more about measurement while getting the whole family involved. Refer to the instruction sheet and the blank graph provided in this packet for Day 5.

History



1) Inventor Report continued...-

- Have your student proofread the final draft and make any changes needed to the Inventor Report.

Science



1) Colorizing Plants Lab continued...-

- Observe and discuss the results of this lab. Complete the questions on the worksheet provided for Day 4.

Day 6

Language Arts



1) Alexander and the Wind-Up Mouse, by Leo Lionni-


- Review the introduction, summary, and vocabulary on the worksheet provided in this packet for Day 6.
- Have your student read Alexander and the Wind-Up Mouse aloud to you (provided by PVCS).
- After reading, give your student eight index cards.
 - Have your student write one of the provided vocabulary words on each index card.
 - Next, have your student illustrate/ or write the meaning of the vocabulary word on the back side of each index card.
 - Orally, review the words with your student.
 - Have your student finish this lesson by putting the index cards in alphabetical order.

2) Day 6 Worksheets- Have your student complete the worksheets "The "ing" Thing", "A Poem About Me", and "A Funny Fact" provided in this packet for Day 6.

3) Study Island at least 15-30 minutes - www.studyisland.com

4) Dolch Basic Sight Words List (provided for Days 6-10)-

- Have your student make flashcards for words 126-150. Review the spelling of each word (spend at least ten minutes on review).
- Once you have reviewed the spelling of each word with your student, have him/her choose at least ten words and create sentences on lined paper.



Math

1) Day 6 Worksheets- Have your student complete the worksheets provided in this packet for Day 6 (answers included in the Answer Key packet provided by PVCS).
***You may also choose to print additional worksheets to provide your student extra practice (refer to the K-5th Grade Web-Based Educational Resource sheet provided).

2) Study Island at least 15-30 minutes- www.studyisland.com

3) Defensive Struggle- For this addition strategy math game you will need a deck of cards and at least two participating players. See the attached instruction sheet and paper game board provided in this packet for Day 6.



History

1) U.S. President Biography Report

- Have your child search the internet or visit the library and check out books to learn more about a U.S. President of interest.

2) Prepare your child for completing the Biography worksheet provided for Day 7.

Science



1) Invisible Skin Lab-

- Have you ever wondered how Polar Bears are able to survive swimming in the freezing cold waters of the Arctic? In this lab your student will find out how this is possible.
- Have your student complete the worksheet for Day 6.

Day 7

Language Arts



1) Alexander and the Wind-Up Mouse, by Leo Lionni-

- Yesterday, your student read *Alexander and the Wind-Up Mouse*.
- Today, you will use the worksheet provided for Day 7 to review/ discuss the book with your student. Have your student complete the questions.

2) Day 7 Worksheets- Have your student complete the worksheets "Vowel Pals", "Play Syllable Sum", and "Syllable Search" provided in this packet for Day 7.

3) Study Island at least 15-30 minutes-www.studyisland.com

4) Dolch Basic Sight Words List (provided for Days 6-10)-

- Have your student make flashcards for words 151-175. Review the spelling of each word (spend at least ten minutes on review).
- Once you have reviewed the spelling of each word with your student, choose at least ten words and write them five times each on lined paper.
- Review any words that your student finds challenging from the prior day.

Math



1) Day 7 Worksheets- Have your student complete the worksheets provided in this packet for Day 7 (answers included in Answer Key packet provided by PVCS).

***You may also choose to print additional worksheets to provide your student extra practice (refer to the K-5th Grade Web-Based Educational Resource sheet provided).

2) Study Island at least 15-30 minutes- www.studyisland.com

3) Number Shakers- This art activity is a fun way for your student to learn more about probability. Refer to the instruction sheet provided in this packet for Day 7.



History

1) U.S. President Biography Report continued...-

- Have your child use the internet or the books checked out from the library to learn more about the U.S. President.
- Fill out the Biography worksheet for Day 7.



Science

1) Magic Balloon Lab-

- Have you ever wondered how to blow up a balloon without having to blow air into it? To find out how, complete the worksheet for Day 7.

Day 8



Language Arts

1) *Alexander and the Wind-Up Mouse*, by Leo Lionni-

- Today, you will use the worksheets provided for Day 8 (Scrambled Word Worksheet and Activity Sheet One).
 - (Scrambled Word Worksheet) Have your student unscramble the vocabulary words from *Alexander and the Wind-Up Mouse*.
 - (Activity Sheet One) Have your student color each picture of the vocabulary words from *Alexander and the Wind-Up Mouse*. Make sure he/she follows the directions and uses the instructed colors.

2) Day 8 Worksheets- Have your student complete the two story starter worksheets "I Saw a Monster" provided in this packet for Day 8.

3) Study Island at least 15-30 minutes-www.studyisland.com

4) Dolch Basic Sight Words List (provided for Days 6-10)-

- Have your student make flashcards for words 176-200. Review the spelling of each word (spend at least ten minutes on review).
- Once you have reviewed the spelling of each word with your student, have him/her choose at least ten words and create a short story on lined paper.
- Review any words that your student finds challenging from prior days.



Math

1) Day 8 Worksheets- Have your student complete worksheets provided in this packet for Day 8 (answers included in Answer Key packet provided by PVCS).

***You may also choose to print additional worksheets to provide your student extra practice (refer to the K-5th Grade Web-Based Educational Resource sheet provided).

2) Study Island at least 15-30 minutes- www.studyisland.com

3) Symmetry Pop-Up Cards- This art activity is a fun way for your student to learn more about symmetry. Refer to the instruction sheet provided in this packet for Day 8.



History

1) U.S. President Biography Report continued...-

- Continue using the internet or the books checked out from the library to learn more about the U.S. President chosen. Refer to the Biography worksheet from Day 7 and write a brief report on the lined paper provided for Day 8.

Science



1) Crashing Colors Lab-

- In this lab your student will see what happens when three primary colors "bump" into each other. Have your student complete the worksheet for Day 8.

Day 9

Language Arts



1) Alexander and the Wind-Up Mouse, by Leo Lionni-

- Today, you will use the worksheet (Activity Sheet 2) provided for Day 9. Have your student determine how Alexander was feeling during several important parts of the story. Have your student put an "x" for his/her answer.

2) Day 9 Worksheets- Have your student complete the worksheets "Creative Compounding", "Household Words", "Tally Ho!", "Asking the Right Questions", and word starters "Danger Below" provided in this packet for Day 9.

3) Study Island at least 15-30 minutes-www.studyisland.com

4) Dolch Basic Sight Words List (provided for Days 6-10)-

- Have your student make flashcards for words 200- 220. Review the spelling of each word (spend at least ten minutes on review).
- Once you have reviewed the spelling of each word with your student, have him/her choose at least ten words and create sentences on lined paper.
- Review any words that your student finds challenging from prior days.

Math



1) Day 9 Worksheets- Have your student complete worksheets

provided in this packet for Day 9 (answers included in Answer Key packet provided by PVCS).

***You may also choose to print additional worksheets to provide your student extra practice (refer to the K-5th Grade Web-Based Educational Resource sheet provided).

2) Study Island at least 15-30 minutes-www.studyisland.com

3) Marvelous Mobiles- In this art activity, your student will explore weights and balancing points as a mobile is created. Refer to the instruction sheet provided in this packet for Day 9.

History



1) U.S. President Biography Report continued...-

- Continue and finish writing a brief U.S. president Biography report on the lined paper provided for Day 8.

Science



1) 5 Senses Nature Walk-

- This nature walk can take place in a park, on a nature trail, or even in your own back yard-- all you need to do is go outdoors and observe what you see! Try to use all five senses in your observation: sight, smell, touch, taste, and hearing.

- When it comes to tasting, you'll have to be very careful and only allow your student to "taste" things that you know are safe. When in doubt, don't taste anything! A great way to get around the "taste" sense: Bring a couple of nuts along and give your student a taste of what squirrels eat.

- Have your student answer the questions on the worksheet provided for Day 9.

Day 10

Language Arts



- 1) Alexander and the Wind-Up Mouse, by Leo Lionni-
- Today, you will use the worksheet (Activity Sheet 3) provided for Day 10. Your student will be imagining he/she is writing his/her own book about a magical character and will answer the questions given.
- 2) Day 10 Worksheets- Have your student complete the two story starter worksheets "The Shrink Machine" provided in this packet for Day 10.
- 3) Study Island at least 15-30 minutes-www.studyisland.com
- 4) Dolch Basic Sight Words List (provided for Days 6-10)-
- Have your student review the spelling of each word that has not been mastered (words 126-220). Keep all of the flashcards and encourage review as the year progresses.

Math



- 1) Day 10 Worksheets- Have your student complete worksheets provided in this packet for Day 10 (answers included in Answer Key packet provided by PVCS).
***You may also choose to print additional worksheets to provide your student extra practice (refer to the K-5th Grade Web-Based Educational Resource sheet provided).
- 2) Study Island at least 15-30 minutes-www.studyisland.com
- 3) Review- Use this day for review of any lessons covered in the last nine days OR have your student complete any incomplete lessons.

History



1) President George Washington Alphabetical Order-

- Have your student place the vocabulary words associated with the first president of the U.S., George Washington, in alphabetical order on the worksheet for Day 10.

Science



1) 5 Senses Nature Walk continued.... (optional)-

- Ask your student to illustrate each of the sentences he/she wrote on the worksheet provided for Day 9.
- You may also choose to plan a craft project for your student when the nature walk is finished. Leave the project open-ended; it will give students the opportunity to stretch as much as they are able and help them internalize what they learned on the walk.