

K-8

Introduction Packet

4th Grade

January 2011





Table of Contents

| | |
|---|-------------|
| Introduction..... | Page 3 |
| Assignment List..... | Page 4 |
| H.O.W. - How Should Your Paper Look?..... | Page 5 |
| Organizing Your Notebook | Page 6 |
| Daily Schedule..... | Page 7 |
| Study Island..... | Page 8 |
| Student Daily Work Days #1-5..... | Pages 9-14 |
| Student Daily Work Days #5-10..... | Pages 15-19 |
| Optional Activities..... | Page 20 |
| Web-based Educational Resources..... | Pages 21-22 |
| California Missions Project..... | Pages 23-27 |



Welcome to Pacific View Charter School!

In this packet, your student will find activities that must be completed during the next two weeks. Remember that your student is required to be working on these activities until such time that you have curriculum provided by your teacher or curriculum sent to you from K12. **Please review, correct, and save all work completed by your student and bring to the next appointment with your Supervisory Teacher along with the completed lesson plan sheet. All assignments must have student's name and mark/grade by parent.**

If you have any questions, feel free to contact your Supervisory Teacher.

We look forward to working with you and your student.

Thank you,

The K-8 Team

Ms. Butler ext. 124

Ms. Meck ext. 126

Ms. Pavolini ext. 125

Ms. Reilly ext. 129




Assignment List

Please complete the following assignments in the order they are listed below. Some assignments apply to the parent/support person as well as the student. All assignments should be completed on the computer or on separate sheets of paper and labeled with your name and other information that is explained on page 4, titled "How Should Your Paper Look." Remember to call (760) 757-0161 and ask for your Supervisory Teacher if you or your parent/support person has questions.

Intro Packet Completion Form

| Week # | Assign # | Page # | Title | Check when Complete | | | | | |
|--------|----------|--------|------------------------------------|---------------------|--|--|--|--|--|
| 1 | 1 | 7 | Daily Schedule | | | | | | |
| 1 | 2 | 8 | Study Island (20 min. daily) | | | | | | |
| 1 | 3 | 9-14 | Reading (daily) | | | | | | |
| 1 | 4 | 9-14 | Journal Writing (daily) | | | | | | |
| 1 | 5 | 9-14 | Language Arts Activity (daily) | | | | | | |
| 1 | 6 | 9-14 | Multiplication Practice (daily) | | | | | | |
| 1 | 7 | 9-14 | Math Videos (daily) | | | | | | |
| 1 | 8 | 9-14 | Math Worksheet(daily) | | | | | | |
| 1 | 9 | 9-14 | Science-Minerals | | | | | | |
| 1 | 10 | 23-27 | History- CA Missions Project | | | | | | |
| | | | Total Assignments Completed | /46 | | | | | |
| 2 | 11 | 15-19 | Study Island (20 min. daily) | | | | | | |
| 2 | 12 | 15-19 | Reading (daily) | | | | | | |
| 2 | 13 | 15-19 | Journal Writing (daily) | | | | | | |
| 2 | 14 | 15-19 | Language Arts Activity (daily) | | | | | | |
| 2 | 15 | 15-19 | Division Practice (daily) | | | | | | |
| 2 | 15 | 15-19 | Math Videos (daily) | | | | | | |
| 2 | 16 | 15-19 | Math Worksheet (daily) | | | | | | |
| 2 | 17 | 23-27 | History- CA Missions Project | | | | | | |
| | | | Total Assignment Completed | /40 | | | | | |

*Your Supervisory Teacher will provide this packet for you.



H.O.W.

How Should Your Paper Look?

Every assignment should be organized and contain these elements:

H heading with: (upper right corner)

First and last name

Subject

Lesson Number

Subsequent pages numbered with first initial and last name

Parent initials on each assignment

O rganized

Heading on the front right side of the paper

Clean & even margins

Line spacing so the text is double-spaced 12 font or neatly handwritten

All math assignments must be completed in pencil and must show all work

W ritten

Proof read for spelling and grammar by you and your parent/support person


Words and numbers are readable

Neat and easy to read

Final draft of writing assignments must be completed on the computer

Parent initials on each assignment

The parent/support person must initial each page and grade it before it is turned in to your teacher at Pacific View Charter School.



Organizing Your Notebook

(Bring Notebook/Binder to every meeting)


Notebook organization is important for time management and completing assignments. Assignments should be easily accessible and organized for your parent/support person to check, proofread, and correct. Notebook organization will also assist you in preparing for your appointment.

Your notebook should be divided by course. As you finish your daily assignments, they should be placed into the proper section of your notebook so that your support person can easily find them to grade and initial. Time should be scheduled each night for you to go over your finished assignments with your support person. Remember to prepare for all meetings by reviewing your work before you come to your appointment.

The following tabs should be in your notebook:

1. Language Arts
2. Mathematics
3. History
4. Science

Optional: Having a section devoted to composition will help you in your writing. All stages of the writing process should be kept in one area for easy access.



Daily Schedule

Successful home schooling families have developed a routine that fits into their family schedule allowing time for all four subject areas. Please spend some time thinking about when you will schedule time for school, breaks, and any other activity that is unique to your family. Keep in mind that you will be spending at least five hours per day on school. Remember also that you can refer to the "Suggested Daily Home Schedule" found in the **Parent/Student K-8th Handbook** on pages 15-17. Please include the time you will need to correct all work done each day.

Be prepared to share your schedule with your Supervisory Teacher at your next appointment.

| Daily Schedule | |
|-----------------------|----------------|
| Time | Subject |
| | |
| | |
| | |
| | |
| | |
| | |
| | |
| | |
| | |
| | |



STUDY ISLAND

Study Island

Study Island is an online California Standards based tool that provides assessments, worksheets, and games to better prepare students for their coursework and California Standardized testing.


-Study Island (Grades K-8)

- Log on to StudyIsland.com daily for 30 minutes.
- Complete pre-tests in all subject areas
- Choose at least 20 or more questions to answer in either "test mode" or "game mode"

-Writing Assignments (Grades 4-8)

You will have writing assignments in Study Island that will take you through the writing process.

Your assignment will be to write a five paragraph essay in response to the writing prompt. The first paragraph is the introduction paragraph, the next three are the body, and the last is the conclusion paragraph. Please utilize the graphic organizers to brainstorm your ideas. This helps you to create an outline for your writing. Each paragraph should be indented and the type should be Times New Roman 12pt.



Fourth & Fifth Grade

Student Daily Work

Your student is required to spend at least five hours per day working on grade level assignments. During the next two weeks, have your student complete the following assignments. You may add your own ideas to expand on any of the activities to make for a more enriching experience for your student.

Day #1

Language Arts



Reading-Your teacher will provide you with Island of the Blue Dolphins by Scott O'Dell to complete the following activities:

1. VOCABULARY-For each vocabulary word, look up the definition, part of speech, and use the word in a sentence. Put each vocabulary word on index cards: on one side write the word and on the other side write the definition, part of speech, and sentence.

crevice

headland

pelt

spring

stern

vow

2. Read Chapters 1-3
3. Journal Writing-You will be making entries in your journal daily. Be sure to write in complete sentences and to write at least three paragraphs. Your first entry will be to respond to the following with specific examples from the story:

Character Assessment

-Who is the main character?

-What do you think of her?

-What are her characteristics?

-What do her actions tell you about her character?

Math

1. Review multiplication facts by making a set of flashcards beginning with zeros, then ones, then twos, all the way to twelves.
2. United Streaming- Math
Go to the website <http://assignments.discoveryeducation.com/>
Type in Passcode: **T7752-40EF** and your first name and the first initial of your last name and click **GO**
-Watch video: "Example 2: Factor and Product"
3. Complete the Math Worksheets 1 and 2.

*You may print your own multiplication worksheets (refer to resource list at the end of this packet).

Science

Minerals

1. Take the Pre-test.
2. Vocabulary Hunt-Use the dictionary, science textbooks, or online resources to complete a Vocabulary Word Card for each of the vocabulary words below. Make sure your definition and sentence explains how the vocabulary word is connected to minerals.

| | | |
|-------------|-----------|-----------|
| minerals | geologist | rocks |
| cleavage | elements | luster |
| Moh's scale | density | magnetism |

History

California Missions Project-You will spend the next two weeks learning about the California Missions. Please refer to the directions in the back of this packet for work to be completed.

Day #2

Reading-Continue using the book provided by your teacher to do the following activities:

1. Read Chapters 4-7
2. Reading Journal-Write about the three other characters in the story. For each character write one paragraph introducing who they are and what they are like. Use specific examples from the story to show their characteristics.
3. The Channel Islands-The island in the book is a real island off the coast of California. The island is called San Nicholas Island and is a part of the Channel Islands. Go online to fill out the Map Worksheet attached to the packet.

Math

1. Continue to review multiplication facts with the flashcards you created beginning with zeros, then ones, then twos, all the way to twelves.
2. United Streaming-Math
Go to the website <http://assignments.discoveryeducation.com/>
Type in Passcode: **T7752-40EF** and your first name and the first initial of your last name and click **GO**
-Watch video: "Example 2: Multiplication--Produce"
3. Complete Math Worksheets 3 and 4.

Science-United Streaming: Minerals

1. Go to the website <http://assignments.discoveryeducation.com/>
2. Type in the passcode: **TC439-41BE** and your first name and the first initial of your last name and click **GO**
3. Watch the following videos:
Minerals Naturally Formed (:57)
Finding Minerals (2:02)
Identifying Minerals (2:19)
4. Begin to complete worksheets 2, 5, and 6. You may watch the videos multiple times to help you look for the answers you need.

History

California Missions Project-Continue working on your Mission Project (at least an hour daily).

Day #3

Reading-Continue using the book provided by your teacher to do the following activities:

1. Read Chapters 8-9
2. Journal Writing-Karana is now completely alone on the island and is faced with some challenges. In your journal, write about the problems with which she is confronted and then write how you would solve her problems.
3. Quiz Time-Create a ten question quiz based on Chapters 1-9. Be sure to write the question and four multiple choice answers. Attach an answer key to your quiz.

Math

1. Continue to review multiplication facts with the flashcards you created beginning with zeros, then ones, then twos, all the way to twelves.
2. United Streaming- Math
Go to the website <http://assignments.discoveryeducation.com/>
Type in Passcode: **T7752-40EF** and your first name and the first initial of your last name and click **GO**
-Watch video: "Introduction"
3. Complete Math Worksheets 5 and 6.

Science-United Streaming: Minerals

1. Go to the website <http://assignments.discoveryeducation.com/>
2. Type in the passcode: **TC439-41BE** and your first name and the first initial of your last name and click **GO**
3. Watch the following videos:
Mineral Chemistry (1:28)
Crystals (1:23)
Conclusion-Minerals (:47)
4. Continue to work on worksheets 2, 5, and 6. Feel free to research online for the answers to the questions you did not answer.

History

California Missions Project-Continue working on your Mission Project (at least an hour daily).

Day #4

Reading-Continue using the book provided by your teacher to do the following activities:

1. **VOCABULARY**-For each vocabulary word, look up the definition, part of speech, and use the vocabulary in a sentence. Please put each vocabulary word on flashcards: on one side write the word and on the other side write the definition, part of speech, and sentence.

| | | |
|--------|--------|----------|
| clamor | lure | mourning |
| omen | pitch | reef |
| rival | scarce | swarm |
2. Read Chapters 10-11
3. **Journal Writing**-Write three paragraphs about the setting of the story. Use descriptive language from the story to show what it is like on the island.

Math

1. Review multiplication facts with the flashcards you created beginning with zeros, then ones, then twos, all the way to twelves.
2. **United Streaming- Math**
Go to the website <http://assignments.discoveryeducation.com/>
Type in Passcode: **T7752-40EF** and your first name and the first initial of your last name and click **GO**
-Watch video: "Example 2: Multiplication--Rabbits"
3. Complete Math Worksheets 7 and 8.

Science-United Streaming: Minerals

1. Go to the website <http://assignments.discoveryeducation.com/>
2. Type in the passcode: **TC439-41BE** and your first name and the first initial of your last name and click **GO**
3. Continue to work on worksheets 2, 5, and 6. Feel free to research online for the answers to the questions you did not answer.
4. Study for the online Video Quiz & post-test you will take on Day #5.

History

California Missions Project-Continue working on your Mission Project (at least an hour daily).

Day #5

Reading-Continue using the book provided by your teacher to do the following activities:

1. Read Chapters 12-15
2. Journal Writing-Write about the author's style. Every author uses different methods to help create a mood or feeling. What is the feeling that you get when you read the story. Is it happy, sad, scary, or angry? Many authors choose to use figurative language when they write in order to help them create the mood or feeling. Examples of figurative language can be found in your handout packet. Use the examples from the handout to identify when the author of your story uses figurative language and what they are trying to make the reader understand by using them.
3. Begin working on the Sandwich Book Report provided in this packet (3-5 day assignment)

Math

1. Review multiplication facts with the flashcards you created beginning with zeros, then ones, then twos, all the way to twelves.
2. United Streaming- Math
Go to the website <http://assignments.discoveryeducation.com/>
Type in Passcode: **T7752-40EF** and your first name and the first initial of your last name and click **GO**
-Watch video: "Example 3: Division and Multiplication--Beads"
4. Complete Math Worksheets 9 and 10.

Science-United Streaming: Minerals

1. Take the online Video Quiz and record your answers on the Video Quiz Worksheet.
2. Take the post-test when you meet with your Supervisory Teacher.

History

California Missions Project-Continue working on your Mission Project (at least an hour daily).

Day #6

Reading-Continue using the book provided by your teacher to do the following activities:

1. Read Chapters 16-18
2. Journal Writing-Compare and contrast- Write at least three paragraphs noting the ways in which you are similar to Karana and the ways in which you are different than Karana. Write about how you would feel being alone on an island.
3. Continue working on the Sandwich Book Report provided in this packet

Math-If you have mastered your multiplication facts you may now move on to division.

1. Review division problems by making a set of flashcards beginning with the zeros, then ones, then twos, all the way to twelves.
2. United Streaming- Math
Go to the website <http://assignments.discoveryeducation.com/>
Type in Passcode: **T7752-40EF** and your first name and the first initial of your last name and click **GO**
-Watch video: "Whole Number Multiplication and Division"
5. Complete Math Worksheets 11 and 12.

History

California Missions Project-Continue working on your Mission Project (at least an hour daily).

Day #7

Reading-Continue using the book provided by your teacher to do the following activities:

1. **VOCABULARY**-For each vocabulary word, look up the definition, part of speech, and use the vocabulary in a sentence. Please put each vocabulary word on flashcards: on one side write the word and on the other side write the definition, part of speech, and sentence.

| | | |
|---------|---------------|--------|
| banks | glimpse | hasten |
| horizon | reproachfully | snares |
| victor | wreckage | |

2. Read Chapters 19-20
3. Continue working on the Sandwich Book Report provided in this packet

Math

1. Continue reviewing division problems by practicing the flashcards beginning with the zeros, then ones, then twos, all the way to twelves.
2. United Streaming- Math
Go to the website <http://assignments.discoveryeducation.com/>
Type in Passcode: **T7752-40EF** and your first name and the first initial of your last name and click **GO**
-Watch video: "Properties and Relationships of Arithmetic Operations"
6. Complete Math Worksheets 13 and 14.

History

California Missions Project-Continue working on your Mission Project (at least an hour daily).

Day #8

Reading-Continue using the book provided by your teacher to do the following activities:

1. Read Chapters 21-23
2. Journal Writing-Write about Karana's special relationship with Rontu. Then, write about a special relationship you have with a pet, friend, or parent.
3. Continue working on the Sandwich Book Report provided in this packet

Math

1. Continue reviewing division problems by practicing the flashcards beginning with the zeros, then ones, then twos, all the way to twelves.
2. United Streaming- Math
Go to the website <http://assignments.discoveryeducation.com/>
Type in Passcode: **T7752-40EF** and your first name and the first initial of your last name and click **GO**
-Watch videos: "Lesson 2: Short Division" and "Lesson 3: Solving Division Problems"
7. Complete Math Worksheets 15, 16, and 17.

History

California Missions Project-Continue working on your Mission Project (at least an hour daily).

Day #9

Reading-Continue using the book provided by your teacher to do the following activities:

1. Read Chapters 24-27
2. Journal Writing-Compare Karana's reaction to the Aleut ship arriving at the beginning of the story with her reaction to the Aleut ship arriving near the end of the story.
3. Complete the Sandwich Book Report provided in this packet

Math

1. Continue reviewing division problems by practicing the flashcards beginning with the zeros, then ones, then twos, all the way to twelves.
2. United Streaming- Math
Go to the website <http://assignments.discoveryeducation.com/>
Type in Passcode: **T7752-40EF** and your first name and the first initial of your last name and click **GO**
-Watch videos: "Lesson 4: More Short Division" and "Lesson 5: Division with Remainders"
8. Complete Math Worksheets 18, 19, & 20.

History

California Missions Project-Continue working on your Mission Project (at least an hour daily).

Day #10

Reading-Continue using the book provided by your teacher to do the following activities:

1. Read Chapters 28-29
2. Journal Writing-Write a response to the book. Include what you liked most about the story and whether you would recommend the book to a friend. Include specific examples from the story in your response.
3. Quiz Time-Create a ten question quiz based on Chapters 10-29. Be sure to write the question and four multiple choice answers. Attach an answer key to your quiz.

Math

1. Continue reviewing division problems by practicing the flashcards beginning with the zeros, then ones, then twos, all the way to twelves.
2. United Streaming- Math
Go to the website <http://assignments.discoveryeducation.com/>
Type in Passcode: **T7752-40EF** and your first name and the first initial of your last name and click **GO**
-Watch video: "Lesson 6: Checking Your Answers in Division Problems"
3. United Streaming- Math Quiz
Go to the website <http://assignments.discoveryeducation.com/>
Type in Passcode: **QF519-4C5D** and your first name and the first initial of your last name and click **GO**
9. Complete Math Worksheets 20, 21 & 23.

History

California Missions Project-Continue working on your Mission Project (at least an hour daily).

Optional Activities (To do when all other work is completed as extra credit):

- Visit Oceanside Museum of Art and write a report on a featured artist or on the history of the museum. Answer these questions in your report:
 1. Who are the featured artists?
 2. From where are the featured artists?
 3. What kind of art is represented (modern, contemporary, etc)?
 4. What is your impression of the museum?
- Visit the Surf Museum and write a report on your visit. Be sure to include the answers to the following questions:
 1. When did the Surf Museum open?
 2. When did surfing begin?
 3. Who were some of the earliest surfers?
 4. How has surfing changed since the surfing began?
 5. How have the surfboards changed?
- Visit the Audubon Society Museum and write a report on the history of the Audubon Society or on the local birds that live in the lagoon. Consider the following in your report:
 1. What is the Audubon Society?
 2. What are the names of local birds?
 3. Write five facts about the local birds and their habitats.
- Visit the Heritage Museum and write a report on local history. Include the answers to the following questions in your report.
 1. Where is the museum located?
 2. How many historic buildings are on the property and what are they?
 3. How old are the buildings?
 4. Choose one building and write a paragraph explaining what artifacts are contained in that building.
 5. What did you like most about the museum?
- Write a report on a subject of interest.
 1. Choose one of the following or come up with your own: biography on a political figure, a hero, a movie star, or singer.
 2. Make an outline about what you will be writing.
 3. Research your subject. While researching, take notes (in your own words) and make a list of your references.
 4. Write your rough draft.
 5. Edit and proofread.
 6. Write your final draft.



K- 5th Grade Web-Based Educational Resources

Language Arts Sites:

TLS Books --<http://www.tlsbooks.com/>

- This site provides a variety of free printable language arts worksheets. Select your student's grade level along the left side of the home page. The worksheets are intended to enhance your child's skills and introduce new concepts in a fun, stress-free manner.

Super Teacher Worksheets--<http://superteacherworksheets.com/>

- This site provides free worksheets for reading, writing, grammar, phonics and spelling concepts.

Read Write Think-- <http://www.readwritethink.org/>

- Engage your students in online literacy learning with these interactive tools that help them accomplish a variety of goals—from organizing their thoughts to learning about language—all while having fun. From the home page click on the "classroom resources" tab. Select "student interactives" OR "printables" on the drop screen.

Math Sites:

Homeschool Math-- <http://www.homeschoolmath.net/worksheets/>

- This site has several worksheet generators that can create a variety of worksheets for you. You can customize the worksheets with many varied options according to the student's level. You will also find pre-made worksheets.

TLS Books --<http://www.tlsbooks.com/>

- This site provides a variety of free printable math worksheets. Select your student's grade level along the left side of the home page. The worksheets are intended to enhance your child's skills and introduce new concepts in a fun, stress-free manner.

Super Teacher Worksheets--<http://superteacherworksheets.com/>

- This site provides free worksheets for math concepts.

Free Math worksheets-- <http://www.freemathworksheets.net/>

- This site allows you to quickly make math worksheets. Simply choose what type of worksheet you would like to generate and you will be taken to a form

that will get the specifications from you for your worksheet. Click the submit button, and you will immediately be given the worksheet and answer sheet to print.

Math Drills-- <http://www.math-drills.com/>

- Math-Drills.Com includes over 6000 free math worksheets with answer keys. Use to assess students' mastery of basic math facts, give student extra practice, or teach new math strategies.

-

History Sites:

TLS Books --<http://www.tlsbooks.com/>

- This site provides a variety of free printable history worksheets. Select your student's grade level along the left side of the home page. The worksheets are intended to enhance your child's skills and introduce new concepts in a fun, stress-free manner.

Teach-nology-- <http://www.teach-nology.com>

- This site offers over 8,000 free printable worksheets. It offers a wide range of free resources that can be used for reinforcement and review.

Super Teacher Worksheets--<http://superteacherworksheets.com/>

- This site provides free worksheets for history.

Science Sites:

TLS Books --<http://www.tlsbooks.com/>

- This site provides a variety of free printable science worksheets. Select your student's grade level along the left side of the home page. The worksheets are intended to enhance your child's skills and introduce new concepts in a fun, stress-free manner.

Teach-nology-- <http://www.teach-nology.com>

- This site offers over 8,000 free printable worksheets. It offers a wide range of free resources that can be used for reinforcement and review.

Super Teacher Worksheets--<http://superteacherworksheets.com/>

- This site provides free worksheets for science.

FREE Typing Programs:

- <http://www.freetypinggame.net/>
- <http://www.learninggamesforkids.com/>



CALIFORNIA MISSIONS PROJECT

Day #1-Fill in the map of the 21 California Missions.

Day #2-You have learned how many California Missions there are and where they are located; you will now choose one to study in detail. You may check out books in your local library or go online (<http://www.missionscalifornia.com/>) to find the information below. Remember to write the information you gather in your own words as copying word for word is plagiarism. Be prepared to give the completed worksheets to your Supervisory Teacher at your next meeting.

Fill in the required information below.

Mission Name:

**Attach a picture of your
Mission here:**

Founded: _____

Special Designation:

Named For:

Also Called:

Founding Father President:

Founding Missionaries: _____

Prominent Missionary Leaders: _____

CALIFORNIA MISSIONS

Day #3-Continue gathering information about your Mission.

Indians Joining This Mission: _____

Mission Site: _____

Layout: _____

Water Source: _____

Population: _____

CALIFORNIA MISSIONS

Day #4-Continue gathering information about your Mission.

Livestock: _____

Agricultural Output: _____

Mission Church: _____

Mission Bells: _____

Mission Art: _____

Special Attraction: _____

CALIFORNIA MISSIONS

Day #5-Continue gathering information about your Mission. Make sure you have filled in all of the sections.

Significant Event(s): _____

Secularized: _____

Year Returned to Catholic Church: _____

Current Status: _____

Responsibility: _____

Interesting Facts: _____

CALIFORNIA MISSIONS PROJECT

Days #6-10-You have five days to complete one of the projects listed below. Include as much of the information that you have gathered in your project and be ready to present it at your next meeting with your Supervisory Teacher.

Choose from the project list below:

1. Create a PowerPoint-the PowerPoint must have the following:
 - ten slides
 - five graphics to include one of the Mission itself

2. Create a Poster Board-the board must include the following:
 - five pictures including one of the Mission
 - a drawing showing the layout of the Mission

3. Build the Mission-**YOU MAY NOT USE A KIT.** Your model must be labeled with the following:
 - the name of the Mission
 - when it was founded
 - its special designation
 - where it is located