

K - 8


# Introduction Packet

## 6<sup>th</sup> Grade

January 2011

# Table of Contents

Introduction.....	Page 3
Assignment List.....	Page 4
H.O.W. - How Should Your Paper Look?.....	Page 5
Organizing Your Notebook .....	Page 6
Daily Schedule.....	Page 7
Study Island.....	Page 8
Student Daily Work Days 1-5.....	Pages 9-15
Student Daily Work Days 5-10.....	Pages 15-21
Web-based Educational Resources.....	Pages 22-23



January 2011

**Welcome to Pacific View Charter School!**

In this packet, your student will find activities to complete during the next two weeks. Your student is required to work on these activities until you receive your K12 curriculum kits or PVCS curriculum. **Please review, correct, and save all work completed by your student and bring to the next appointment with your Supervisory Teacher along with the completed lesson plan sheet.** All assignments must have student's name and mark/grade by parent.

If you have any questions, feel free to contact your Supervisory Teacher.

We look forward to working with you and your student.

Thank you,

The K-8 Team

Ms. Butler ext. 124

Ms. Meck ext. 126

Ms. Pavolini ext. 125

Ms. Reilly ext. 129




## Assignment List

Please complete the following assignments in the order they are listed below. Some assignments apply to the parent/support person as well as the student. All assignments should be completed on the computer or on separate sheets of paper and labeled with your name and other information that is explained on page 4, titled "How Should Your Paper Look."

Remember to call (760) 757-0161 and ask for your Supervisory Teacher if you or your parent/support person has questions.

### Intro Packet Completion Form

Week #	Assign #	Page #	Title	Check when Complete					
1	1	7	Daily Schedule						
1	2	8	Study Island (20 min. daily)						
1	3	9	Reading (daily)						
1	4	9	Journal Writing (daily)						
1	5	9	Language Arts Activity (daily)						
1	6	9	Mathematics Activity (daily)						
1	7	9	Math Worksheet(daily)						
1	8	10	Ancient Greece Activities (daily)						
1	9	10	Science-Constellations						
			<b>Total Assignments Completed</b>	<b>/41</b>					
2	10		Study Island (20 min. daily)						
2	11		Reading (daily)						
2	12		Journal Writing (daily)						
2	13		Language Arts Activity (daily)						
2	14		Mathematics Activities (daily)						
2	15		Math Worksheet (daily)						
2	16		Ancient Rome Activities (daily)						
2	17		Science – Constellations (daily)						
			<b>Total Assignment Completed</b>	<b>/40</b>					



# H.O.W.

How Should Your Paper Look?

Every assignment should be organized and contain these elements:

**H** heading with: (upper right corner)

First and last name

Subject

Lesson Number

Subsequent pages numbered with first initial and last name

**Parent initials on each assignment**

**O** rganized

Heading on the front right side of the paper

Clean & even margins

Line spacing so the text is double-spaced 12 font or neatly handwritten

All math assignments must be completed in pencil and must show all work

**W** ritten

Proof read for spelling and grammar by you and your parent/support person


Words and numbers are readable

Neat and easy to read

Final draft of writing assignments must be completed on the computer

**Parent initials on each assignment**

**The parent/support person must initial each page and grade it before it is turned in to your teacher at Pacific View Charter School.**



# Organizing Your Notebook

(Bring Notebook/Binder to every meeting)

Notebook organization is important for time management and completing assignments. Assignments should be easily accessible and organized for the parent/support person to check, proofread, and correct. Notebook organization will also assist in preparing for appointment.

Your notebook should be divided by course. As daily assignments are finished, they should be placed into the proper section of the notebook so that the support person can easily find them to grade and initial. Time should be scheduled each night for the student and support person to go over finished assignments. Remember to prepare for all meetings by reviewing all work before coming to appointments.

The following tabs should be in your notebook:

1. Language Arts
2. Mathematics
3. History
4. Science

**Optional:** Having a section devoted to composition will help you in your writing. All stages of the writing process should be kept in one area for easy access.



## Daily Schedule

Successful home schooling families have developed a routine that fits into their family schedule allowing time for all four subject areas. Please spend some time thinking about how to schedule time for school, breaks, and any other activity that is unique to your family. Keep in mind that at least five hours per day will be spent on school. Remember also that you can refer to the "Suggested Daily Home Schedule" found in the **Parent/Student K-8<sup>th</sup> Handbook** on pages 15-17. Please include the time needed to correct all work done each day.

Be prepared to share your schedule with your Supervisory Teacher at the next appointment.

Daily Schedule	
Time	Subject



Study Island is an online California Standards based tool that provides assessments, worksheets, and games to better prepare students for their coursework and California Standardized testing.


#### **-Study Island**

- Log on to StudyIsland.com daily for 30 minutes.
- Complete pre-tests in all subject areas
- Choose at least 20 or more questions to answer in either "test mode" or "game mode"

#### **-Writing Assignments (Grades 4-8)**

You will have writing assignments in Study Island that will take you through the writing process.

Your assignment will be to write a five paragraph essay in response to the writing prompt. The first paragraph is the introduction paragraph, the next three are the body, and the last is the conclusion paragraph. Please utilize the graphic organizers to brainstorm your ideas. This helps you to create an outline for your writing. Each paragraph should be indented and the type should be Times New Roman 12pt.



## Sixth Grade

### Student Daily Work

Your student is required to spend at least five hours per day working on school related assignments. During the next two weeks, have your student complete the following assignments. You may add your own ideas to expand on any of the activities to make for a more enriching experience for your student.

### Day #1

#### Language Arts

**Reading** - Your teacher will provide you with an age appropriate novel to do the following activities:

Read 30 minutes per day.

Complete the journal entry:

In today's reading, did the setting or any of the characters remind you of people or characters in your own personal life? Were any of the situations or events similar to your own life? How were they alike and how were they different?

Your journal entries should be at least a paragraph long and include a topic sentence with five or more supporting sentences.

**Grammar** - Go to the following website:

<http://www.chompchomp.com/presentations.htm>

Find the link entitled Punctuation. View the presentation to review the material. Print off and complete the handout that goes with the presentation. This will be work that must be turned in to your teacher at

your next meeting.

## **Mathematics**

Go to the following website: <http://assignments.discoveryeducation.com/>  
and enter the following code: T6194-4786. Enter your first and last name  
and complete the assignments for Day One.

## **Science**

Go to the following website: <http://assignments.discoveryeducation.com/>  
and enter the following code: T4F86-4881. Enter your first and last name  
and complete the assignments for Day One.

## **History**

Go to the following website: <http://assignments.discoveryeducation.com/>  
and enter the following code: T7A29-4943. Enter your first and last name  
and complete the assignments for Day One.

## **Day #2**

### **Language Arts**

**Reading** - Continue to read your novel and complete the following activities:

Read 30 minutes per day.

Complete the journal entry:

Describe your least favorite character and explain why. Describe your most favorite character and explain why.

Your journal entries should be at least a paragraph long and include a topic

sentence with five or more supporting sentences.

**Grammar** - Go to the following website:

<http://www.chompchomp.com/presentations.htm>

Find the link entitled Capitalization. View the presentation to review the material. Print off and complete the handout that goes with the presentation. This will be work that must be turned in to your teacher at your next meeting.

## **Mathematics**

Go to the following website: <http://assignments.discoveryeducation.com/>

and enter the following code: T6194-4786. Enter your first and last name and complete the assignments for Day Two.

## **Science**

Go to the following website: <http://assignments.discoveryeducation.com/>

and enter the following code: T4F86-4881. Enter your first and last name and complete the assignments for Day Two.

## **History**

Go to the following website: <http://assignments.discoveryeducation.com/>

and enter the following code: T7A29-4943. Enter your first and last name and complete the assignments for Day Two.

## **Day #3**

### **Language Arts**

**Reading** - Your teacher will provide you with an age appropriate novel to do the following activities:

Read 30 minutes per day.

Complete the journal entry:

Does the title fit the story? Why or why not?

Your journal entries should be at least a paragraph long and include a topic sentence with five or more supporting sentences.

**Grammar** - Go to the following website:

<http://www.chompchomp.com/presentations.htm>

Find the link entitled **Adjectives and Adverbs**. View the presentation to review the material. Print off and complete the handout that goes with the presentation. This will be work that must be turned in to your teacher at your next meeting.

## **Mathematics**

Go to the following website: <http://assignments.discoveryeducation.com/> and enter the following code: T6194-4786. Enter your first and last name and complete the assignments for Day Three.

## **Science**

Go to the following website: <http://assignments.discoveryeducation.com/> and enter the following code: T4F86-4881. Enter your first and last name and complete the assignments for Day Three

## **History**

Go to the following website: <http://assignments.discoveryeducation.com/> and enter the following code: T7A29-4943. Enter your first and last name and complete the assignments for Day Three.

## **Day #4**

## **Language Arts**

**Reading** - Your teacher will provide you with an age appropriate novel to do the following activities:

Read 30 minutes per day.

Complete the journal entry:

Draw a comic strip for what you just read. Make sure that you use color and dialogue bubbles.

**Grammar** - Go to the following website:

<http://www.chompchomp.com/presentations.htm>

Find the link entitled Verb Forms. View the presentation to review the material. Print off and complete the handout that goes with the presentation. This will be work that must be turned in to your teacher at your next meeting.

## **Mathematics**

Go to the following website: <http://assignments.discoveryeducation.com/> and enter the following code: T6194-4786. Enter your first and last name and complete the assignments for Day Four.

## **Science**

Go to the following website: <http://assignments.discoveryeducation.com/> and enter the following code: T4F86-4881. Enter your first and last name and complete the assignments for Day Four.

## **History**

Go to the following website: <http://assignments.discoveryeducation.com/> and enter the following code: T7A29-4943. Enter your first and last name and complete the assignments for Day Four.

## Day #5

### Language Arts

**Reading** - Your teacher will provide you with an age appropriate novel to do the following activities:

Read 30 minutes per day.

Complete the journal entry:

If you could change what you're reading, how would you change it? Saying that you would not change anything is not an acceptable answer. Find one thing that you would like to change and write about it.

Your journal entries should be at least a paragraph long and include a topic sentence with five or more supporting sentences.

**Grammar** - Go to the following website:

<http://www.chompchomp.com/presentations.htm>

Find the link entitled Subject Verb Agreement. View the presentation to review the material. Print off and complete the handout that goes with the presentation. This will be work that must be turned in to your teacher at your next meeting.

### Mathematics

Go to the following website: <http://assignments.discoveryeducation.com/> and enter the following code: T6194-4786. Enter your first and last name and complete the assignments for Day Five.

### Science

Go to the following website: <http://assignments.discoveryeducation.com/> and enter the following code: T4F86-4881. Enter your first and last name and complete the assignments for Day Five.

## History

Go to the following website: <http://assignments.discoveryeducation.com/> and enter the following code: T7A29-4943. Enter your first and last name and complete the assignments for Day Five.

## Day #6

### Language Arts

**Reading** - Your teacher will provide you with an age appropriate novel to do the following activities:

Read 30 minutes per day.

Complete the journal entry:

If you were a character in this book, who would you be? Why?

Your journal entries should be at least a paragraph long and include a topic sentence with five or more supporting sentences.

**Grammar** - Go to the following website:

<http://www.chompchomp.com/presentations.htm>

Find the link entitled *Misplaced Modifiers*. View the presentation to review the material. Print off and complete the handout that goes with the presentation. This will be work that must be turned in to your teacher at your next meeting.

### Mathematics

Go to the following website: <http://assignments.discoveryeducation.com/> and enter the following code: T6194-4786 to review the video as needed. Complete the following worksheets:

Number Representations - Scientific Notation

## Rational Numbers - Batting Averages

### Science

For this week you will be conducting research on one of the five inner planets. You will be creating a five paragraph essay on your planet. You will need to use two sources. Choose the planet that you want to research and begin looking for information. Organize the information that you find into an outline. There is a sample outline in your packet to use as a resource.

Continue your phases of the moon observations.

### History

Go to the following website: <http://assignments.discoveryeducation.com/> and enter the following code: T7A29-4943. Enter your first and last name and complete the assignments for Day Six.

### Day #7

#### Language Arts

**Reading** - Continue to read your novel and complete the following activities:

Read 30 minutes per day.

Complete the journal entry:

List five major events in order from which happened first to last.

Your journal entries should be at least a paragraph long and include a topic sentence with five or more supporting sentences.

**Grammar** - Go to the following website:  
<http://www.chompchomp.com/presentations.htm>

Find the link entitled Pronoun Agreement. View the presentation to review

the material. Print off and complete the handout that goes with the presentation. This will be work that must be turned in to your teacher at your next meeting.

## **Mathematics**

Go to the following website: <http://assignments.discoveryeducation.com/> and enter the following code: T6194-4786 to review the video as needed. Complete the following worksheets:

Role of Integers - Temperatures  
Solving Problems Using Number Theory - Greatest Factors

## **Science**

Complete your outline for the essay. You will need to turn in this outline at your next appointment with your teacher.

Continue your phases of the moon observations.

## **History**

Go to the following website: <http://assignments.discoveryeducation.com/> and enter the following code: T7A29-4943. Enter your first and last name and complete the assignments for Day Seven.

## **Day #8**

### **Language Arts**

**Reading** - Your teacher will provide you with an age appropriate novel to do the following activities:

Read 30 minutes per day.

Complete the journal entry:

Predict what will happen next in the story.

Your journal entries should be at least a paragraph long and include a topic sentence with five or more supporting sentences.

**Grammar** - Go to the following website:

<http://www.chompchomp.com/presentations.htm>

Find the link entitled Spelling. View the presentation to review the material. Print off and complete the handout that goes with the presentation. This will be work that must be turned in to your teacher at your next meeting.

## **Mathematics**

Go to the following website: <http://assignments.discoveryeducation.com/>  
and enter the following code: T6194-4786 to review the video as needed.  
Complete the following worksheets:

Exponents and Scientific Notation - Exponents  
Exponents and Scientific Notation - Scientific Notation

## **Science**

Begin writing your rough draft of your essay. Use your outline as a guide.

Continue your phases of the moon observations.

## **History**

Go to the following website: <http://assignments.discoveryeducation.com/>  
and enter the following code: T7A29-4943. Enter your first and last name  
and complete the assignments for Day Eight.

## Day #9

### Language Arts

**Reading** - Your teacher will provide you with an age appropriate novel to do the following activities:

Read 30 minutes per day.

Complete the journal entry:

Pretend you are a talk show host and two characters are the guests on your show. Which characters would you chose and why? List two questions that you, the host, would ask each character.

**Grammar** - Go to the following website:

<http://www.chompchomp.com/presentations.htm>

Find the link entitled Tense Shifts. View the presentation to review the material. Print off and complete the handout that goes with the presentation. This will be work that must be turned in to your teacher at your next meeting.

### Mathematics

Go to the following website: <http://assignments.discoveryeducation.com/>  
and enter the following code: T6194-4786 to review the video as needed.  
Complete the following worksheets:

Numeration Systems - Level One

Numeration Systems - Level Two

### Science

Edit and revise your rough draft of your essay and create your final draft. Your rough draft will be turned in with your final packet.

Continue your phases of the moon observations.

## History

Go to the following website: <http://assignments.discoveryeducation.com/> and enter the following code: T7A29-4943. Enter your first and last name and complete the assignments for Day Nine.

## Day #10

### Language Arts

**Reading** - Your teacher will provide you with an age appropriate novel to do the following activities:

Read 30 minutes per day.

Complete the journal entry:

Pretend you are the friend of one of the characters. Write him or her a letter.

Your journal entries should be at least a paragraph long and include a topic sentence with five or more supporting sentences.

**Grammar** - Go to the following website:

<http://www.chompchomp.com/presentations.htm>

Find the link entitled Pronoun Shifts. View the presentation to review the material. Print off and complete the handout that goes with the presentation. This will be work that must be turned in to your teacher at your next meeting.

### Mathematics

Go to the following website: <http://assignments.discoveryeducation.com/>

and enter the following code: T6194-4786 to review the video as needed.  
Complete the following worksheets:

Ration, Proportion, and Percents - Level One  
Ratio, Proportions, and Percents - Level Two

## **Science**

Complete the packet of your inner planets essay. You should have a cover page with the title of your essay, your name, your teacher's name, and a picture of the planet you chose. Include your outline and revised rough draft in the final packet for turn in.

Complete your final moon phases observations. Write a half page report on what you have learned over the course of these observations.

## **History**

Go to the following website: <http://assignments.discoveryeducation.com/>  
and enter the following code: T7A29-4943. Enter your first and last name and complete the assignments for Day Ten.

# K- 5<sup>th</sup> Grade Web-Based Educational Resources

## Language Arts Sites:

**TLS Books** --<http://www.tlsbooks.com/>

- This site provides a variety of free printable Language Arts worksheets. Select your student's grade level along the left side of the home page. The worksheets are intended to enhance your child's skills and introduce new concepts in a fun, stress-free manner.

**Super Teacher Worksheets**--<http://superteacherworksheets.com/>

- This site provides free worksheets for reading, writing, grammar, phonics and spelling concepts.

**Read Write Think**-- <http://www.readwritethink.org/>

- Engage your students in online literacy learning with these interactive tools that help them accomplish a variety of goals—from organizing their thoughts to learning about language—all while having fun. From the home page click on the "classroom resources" tab. Select "student interactives" OR "printables" on the drop screen.

## Math Sites:

**Homeschool Math**-- <http://www.homeschoolmath.net/worksheets/>

- This site has several worksheet generators that can create a variety of worksheets for you. You can customize the worksheets with many varied options according to the student's level. You will also find pre-made worksheets.

**TLS Books** --<http://www.tlsbooks.com/>

- This site provides a variety of free printable Math worksheets. Select your student's grade level along the left side of the home page. The worksheets are intended to enhance your child's skills and introduce new concepts in a fun, stress-free manner.

**Super Teacher Worksheets**--<http://superteacherworksheets.com/>

- This site provides free worksheets for math concepts.

**Free Math worksheets**-- <http://www.freemathworksheets.net/>

- This site allows you to quickly make math worksheets. Simply choose what type of worksheet you would like to generate and you will be taken to a form that will get the specifications from you for your

worksheet. Click the submit button, and you will immediately be given the worksheet and answer sheet to print.

**Math Drills**-- <http://www.math-drills.com/>

- Math-Drills.Com includes over 6000 free math worksheets with answer keys. Use to assess students' mastery of basic math facts, give student extra practice, or teach new math strategies.

### **History Sites:**

**TLS Books** --<http://www.tlsbooks.com/>

- This site provides a variety of free printable History worksheets. Select your student's grade level along the left side of the home page. The worksheets are intended to enhance your child's skills and introduce new concepts in a fun, stress-free manner.

**Teach-nology**-- <http://www.teach-nology.com>

- This site offers over 8,000 free printable worksheets. It offers a wide range of free resources that can be used for reinforcement and review.

**Super Teacher Worksheets**--<http://superteacherworksheets.com/>

- This site provides free worksheets for History.

### **Science Sites:**

**TLS Books** --<http://www.tlsbooks.com/>

- This site provides a variety of free printable Science worksheets. Select your student's grade level along the left side of the home page. The worksheets are intended to enhance your child's skills and introduce new concepts in a fun, stress-free manner.

**Teach-nology**-- <http://www.teach-nology.com>

- This site offers over 8,000 free printable worksheets. It offers a wide range of free resources that can be used for reinforcement and review.

**Super Teacher Worksheets**--<http://superteacherworksheets.com/>

- This site provides free worksheets for Science.