

K - 8


Introduction Packet

7th Grade

January 2011

Table of Contents

Introduction.....	Page 3
Assignment List.....	Page 4
H.O.W. - How Should Your Paper Look?.....	Page 5
Organizing Your Notebook	Page 6
Daily Schedule.....	Page 7
Study Island.....	Page 8
Student Daily Work Days 1-5.....	Pages 9-15
Student Daily Work Days 5-10.....	Pages 15-20
Web-based Educational Resources.....	Pages 21-22



January 2011

Welcome to Pacific View Charter School!

In this packet, your student will find activities to complete during the next two weeks. Your student is required to work on these activities until you receive your K12 curriculum kits or PVCS curriculum. **Please review, correct, and save all work completed by your student and bring to the next appointment with your Supervisory Teacher along with the completed lesson plan sheet.** All assignments must have student's name and mark/grade by parent.

If you have any questions, feel free to contact your Supervisory Teacher.

We look forward to working with you and your student.

Thank you,

The K-8 Team

Ms. Butler ext. 124

Ms. Meck ext. 126

Ms. Pavolini ext. 125

Ms. Reilly ext. 129




Assignment List

Please complete the following assignments in the order they are listed below. Some assignments apply to the parent/support person as well as the student. All assignments should be completed on the computer or on separate sheets of paper and labeled with your name and other information that is explained on page 4, titled "How Should Your Paper Look." Remember to call (760) 757-0161 and ask for your Supervisory Teacher if you or your parent/support person has questions.

Intro Packet Completion Form

Week #	Assign #	Page #	Title	Check when Complete					
1	1	7	Daily Schedule						
1	2	8	Study Island (20 min. daily)						
1	3	9	Reading (daily)						
1	4	9	Journal Writing (daily)						
1	5	9	Language Arts Activity (daily)						
1	6	9	Mathematics Activity (daily)						
1	7	9	Math Worksheet(daily)						
1	8	10	The Revolutionary War (daily)						
1	9	10	Science-Amazing Structures (daily)						
			Total Assignments Completed						/41
2	10		Study Island (20 min. daily)						
2	11		Reading (daily)						
2	12		Journal Writing (daily)						
2	13		Language Arts Activity (daily)						
2	14		Mathematics Activities (daily)						
2	15		Math Worksheet (daily)						
2	16		The Revolutionary War (daily)						
2	17		Science – Amazing Structures (daily)						
			Total Assignment Completed						/40



H.O.W.

How Should Your Paper Look?

Every assignment should be organized and contain these elements:

H eading with: (upper right corner)

First and last name

Subject

Lesson Number

Subsequent pages numbered with first initial and last name

Parent initials on each assignment

O rganized

Heading on the front right side of the paper

Clean & even margins

Line spacing so the text is double-spaced 12 font or neatly handwritten

All math assignments must be completed in pencil and must show all work

W ritten

Proof read for spelling and grammar by you and your parent/support person


Words and numbers are readable

Neat and easy to read

Final draft of writing assignments must be completed on the computer

Parent initials on each assignment

The parent/support person must initial each page and grade it before it is turned in to your teacher at Pacific View Charter School.



Organizing Your Notebook

(Bring Notebook/Binder to every meeting)


Notebook organization is important for time management and completing assignments. Assignments should be easily accessible and organized for the parent/support person to check, proofread, and correct. Notebook organization will also assist in preparing for appointment.

Your notebook should be divided by course. As daily assignments are finished, they should be placed into the proper section of the notebook so that the support person can easily find them to grade and initial. Time should be scheduled each night for the student and support person to go over finished assignments. Remember to prepare for all meetings by reviewing all work before coming to appointments.

The following tabs should be in your notebook:

1. Language Arts
2. Mathematics
3. History
4. Science

Optional: Having a section devoted to composition will help you in your writing. All stages of the writing process should be kept in one area for easy access.



Daily Schedule

Successful home schooling families have developed a routine that fits into their family schedule allowing time for all four subject areas. Please spend some time thinking about how to schedule time for school, breaks, and any other activity that is unique to your family. Keep in mind that at least five hours per day will be spent on school. Remember also that you can refer to the "Suggested Daily Home Schedule" found in the **Parent/Student K-8th Handbook** on pages 15-17. Please include the time needed to correct all work done each day.

Be prepared to share your schedule with your Supervisory Teacher at the next appointment.

Daily Schedule	
Time	Subject



Study Island

Study Island is an online California Standards based tool that provides assessments, worksheets, and games to better prepare students for their coursework and California Standardized testing.


-Study Island

- Log on to StudyIsland.com daily for 30 minutes.
- Complete pre-tests in all subject areas
- Choose at least 20 or more questions to answer in either "test mode" or "game mode"

-Writing Assignments (Grades 4-8)

You will have writing assignments in Study Island that will take you through the writing process.

Your assignment will be to write a five paragraph essay in response to the writing prompt. The first paragraph is the introduction paragraph, the next three are the body, and the last is the conclusion paragraph. Please utilize the graphic organizers to brainstorm your ideas. This helps you to create an outline for your writing. Each paragraph should be indented and the type should be Times New Roman 12pt.



Seventh Grade

Student Daily Work

Your student is required to spend at least five hours per day working on school related assignments. During the next two weeks, have your student complete the following assignments. You may add your own ideas to expand on any of the activities to make for a more enriching experience for your student.

Day #1

Language Arts

Reading - Your teacher will provide you with an age appropriate novel to do the following activities:

Read two chapters per day.

Complete the journal entry:

Select a quote from the reading that you liked. What made you choose it? How does it make you pause and think?

Your journal entries should be at least two paragraphs long and include a topic sentence with five or more supporting sentences.

Grammar - Go to the following website:

<http://www.chompchomp.com/presentations.htm>

Find the link entitled Punctuation. View the presentation to review the material. Print off and complete the handout that goes with the presentation. This will be work that must be turned in to your teacher at your next meeting.

Mathematics

Go to the following website: <http://assignments.discoveryeducation.com/> and enter the following code: TD75E-4FE4. Enter your first and last name and complete the assignments for Day One.

Science

Go to the following website: <http://assignments.discoveryeducation.com/> and enter the following code: TC781-4176. Enter your first and last name and complete the assignments for Day One.

History

Go to the following website: <http://assignments.discoveryeducation.com/> and enter the following code: T2E10-4BFC. Enter your first and last name and complete the assignments for Day One.

Day #2

Language Arts

Reading - Continue to read your novel and complete the following activities:

Read two chapters per day.

Complete the journal entry:

Pretend you are creating the music soundtrack for what you've been reading. What five songs would you include? Write an explanation for each song: why would you include it, and how does the song connect to an event in the story?

Your journal entries should be at least two paragraphs long and include a topic sentence with five or more supporting sentences.

Grammar - Go to the following website:

<http://www.chompchomp.com/presentations.htm>

Find the link entitled Capitalization. View the presentation to review the material. Print off and complete the handout that goes with the presentation. This will be work that must be turned in to your teacher at your next meeting.

Mathematics

Go to the following website: <http://assignments.discoveryeducation.com/>

and enter the following code: TD75E-4FE4. Enter your first and last name and complete the assignments for Day Two.

Science

Go to the following website: <http://assignments.discoveryeducation.com/>

and enter the following code: TC781-4176. Enter your first and last name and complete the assignments for Day Two.

History

Go to the following website: <http://assignments.discoveryeducation.com/>

and enter the following code: T2E10-4BFC. Enter your first and last name and complete the assignments for Day Two.

Day #3

Language Arts

Reading - Your teacher will provide you with an age appropriate novel to do the following activities:

Read two chapters per day.

Complete the journal entry:

What have you found boring about what you've been reading? What made it

boring? If you were the author, what would you do to make it more interesting?

Your journal entries should be at least two paragraphs long and include a topic sentence with five or more supporting sentences.

Grammar - Go to the following website:

<http://www.chompchomp.com/presentations.htm>

Find the link entitled *Adjectives and Adverbs*. View the presentation to review the material. Print off and complete the handout that goes with the presentation. This will be work that must be turned in to your teacher at your next meeting.

Mathematics

Go to the following website: <http://assignments.discoveryeducation.com/>

and enter the following code: TD75E-4FE4. Enter your first and last name and complete the assignments for Day Three.

Science

Go to the following website: <http://assignments.discoveryeducation.com/>

And enter the following code: TC781-4176. Enter your first and last name and complete the assignments for Day Three.

History

Go to the following website: <http://assignments.discoveryeducation.com/>

and enter the following code: T2E10-4BFC. Enter your first and last name and complete the assignments for Day Three.

Day #4

Language Arts

Reading - Your teacher will provide you with an age appropriate novel to do the

following activities:

Read two chapters per day.

Complete the journal entry:

Draw a comic strip for what you just read. Make sure that you use color and dialogue bubbles.

Grammar - Go to the following website:

<http://www.chompchomp.com/presentations.htm>

Find the link entitled Verb Forms. View the presentation to review the material. Print off and complete the handout that goes with the presentation. This will be work that must be turned in to your teacher at your next meeting.

Mathematics

Go to the following website: <http://assignments.discoveryeducation.com/> and enter the following code: TD75E-4FE4. Enter your first and last name and complete the assignments for Day Four.

Science

Go to the following website: <http://assignments.discoveryeducation.com/> and enter the following code: TC781-4176. Enter your first and last name and complete the assignments for Day Four.

History

Go to the following website: <http://assignments.discoveryeducation.com/> and enter the following code: T2E10-4BFC. Enter your first and last name and complete the assignments for Day Four.

Day #5

Language Arts

Reading - Your teacher will provide you with an age appropriate novel to do the following activities:

Read two chapters per day.

Complete the journal entry:

What is the title of what you are reading? How does it fit the story? If you don't know yet how it fits the story, what is your best guess?

Your journal entries should be at least two paragraphs long and include a topic sentence with five or more supporting sentences.

Grammar - Go to the following website:

<http://www.chompchomp.com/presentations.htm>

Find the link entitled Subject Verb Agreement. View the presentation to review the material. Print off and complete the handout that goes with the presentation. This will be work that must be turned in to your teacher at your next meeting.

Mathematics

Go to the following website: <http://assignments.discoveryeducation.com/> and enter the following code: TD75E-4FE4. Enter your first and last name and complete the assignments for Day Five.

Science

Go to the following website: <http://assignments.discoveryeducation.com/> and enter the following code: TC781-4176. Enter your first and last name and complete the assignments for Day Five.

History

Go to the following website: <http://assignments.discoveryeducation.com/> and enter the following code: T2E10-4BFC. Enter your first and last name and complete the assignments for Day Five.

Day #6

Language Arts

Reading - Your teacher will provide you with an age appropriate novel to do the following activities:

Read 30 minutes per day.

Complete the journal entry:

What you are reading is going to be made into a movie. Make a list of five characters, what famous actor will play each character and what about the character makes that actor the best choice for the part.

Your journal entries should be at least two paragraphs long and include a topic sentence with five or more supporting sentences.

Grammar - Go to the following website:

<http://www.chompchomp.com/presentations.htm>

Find the link entitled Misplaced Modifiers. View the presentation to review the material. Print off and complete the handout that goes with the presentation. This will be work that must be turned in to your teacher at your next meeting.

Mathematics

Go to the following website: <http://assignments.discoveryeducation.com/> and enter the following code: TD75E-4FE4 to review the video as needed. Follow the instructions for Day Six.

Science

For this week you will be conducting research on one of the structures about which you learned last week. You will be creating a five paragraph essay on your structure. You will need to use two sources. Choose the structure that you want to research and begin looking for information. Organize the information that you find into an outline. There is a sample outline in your packet to use as a resource.

History

Go to the following website: <http://assignments.discoveryeducation.com/> and enter the following code: T2E10-4BFC. Enter your first and last name and complete the assignments for Day Six.

Day #7

Language Arts

Reading - Continue to read your novel and complete the following activities:

Read 30 minutes per day.

Complete the journal entry:

What you are reading is going to be made into a movie. You are the movie executive that chooses the location for the filming. Where would you choose and why?

Your journal entries should be at least a paragraph long and include a topic sentence with five or more supporting sentences.

Grammar - Go to the following website:

<http://www.chompchomp.com/presentations.htm>

Find the link entitled Pronoun Agreement. View the presentation to review the material. Print off and complete the handout that goes with the presentation. This will be work that must be turned in to your teacher at your next meeting.

Mathematics

Go to the following website: <http://assignments.discoveryeducation.com/>
and enter the following code: TD75E-4FE4 to review the video as needed.
Follow the instructions for Day Seven.

Science

Complete an outline for the essay. You will need to turn in this outline at your next appointment with your teacher.

History

Go to the following website: <http://assignments.discoveryeducation.com/>
and enter the following code: T2E10-4BFC. Enter your first and last name and complete the assignments for Day Seven.

Day #8

Language Arts

Reading - Your teacher will provide you with an age appropriate novel to do the following activities:

Read 30 minutes per day.

Complete the journal entry:

Who is the most important character to you? Why?

Your journal entries should be at least two paragraphs long and include a topic sentence with five or more supporting sentences.

Grammar - Go to the following website:

<http://www.chompchomp.com/presentations.htm>

Find the link entitled Spelling. View the presentation to review the material.

Print off and complete the handout that goes with the presentation. This will be work that must be turned in to your teacher at your next meeting.

Mathematics

Go to the following website: <http://assignments.discoveryeducation.com/> and enter the following code: TD75E-4FE4 to review the video as needed. Follow the instructions for Day Eight.

Science

Begin writing the rough draft of your essay. Use your outline as a guide.

History

Go to the following website: <http://assignments.discoveryeducation.com/> and enter the following code: T2E10-4BFC. Enter your first and last name and complete the assignments for Day Eight.

Day #9

Language Arts

Reading - Your teacher will provide you with an age appropriate novel to do the following activities:

Read 30 minutes per day.

Complete the journal entry:

Pretend you are a talk show host and two characters are the guests on your show. Which characters would you choose and why? List two questions that you, the host, would ask each character.

Grammar - Go to the following website:
<http://www.chompchomp.com/presentations.htm>

Find the link entitled Tense Shifts. View the presentation to review the material. Print off and complete the handout that goes with the presentation. This will be work that must be turned in to your teacher at your next meeting.

Mathematics

Go to the following website: <http://assignments.discoveryeducation.com/> and enter the following code: TD75E-4FE4 to review the video as needed. Follow the instructions for Day Nine.

Science

Edit and revise the rough draft of your essay and create the final draft. Your rough draft will be turned in with your final packet.

History

Go to the following website: <http://assignments.discoveryeducation.com/> and enter the following code: T2E10-4BFC. Enter your first and last name and complete the assignments for Day Nine.

Day #10

Language Arts

Reading - Your teacher will provide you with an age appropriate novel to do the following activities:

Read 30 minutes per day.

Complete the journal entry:

Pretend you are the friend of one of the characters. Write him or her a letter.

Grammar - Go to the following website:
<http://www.chompchomp.com/presentations.htm>

Find the link entitled Pronoun Shifts. View the presentation to review the material. Print off and complete the handout that goes with the presentation. This will be work that must be turned in to your teacher at your next meeting.

Mathematics


Go to the following website: <http://assignments.discoveryeducation.com/> and enter the following code: TD75E-4FE4 to review the video as needed. Follow the instructions for Day Ten.

Science

Complete the packet of your Amazing Structure essay. You should have a cover page with the title of your essay, your name, your teacher's name, and a picture of the structure you chose. Include your outline and revised rough draft in the final packet for turn in.

History

Go to the following website: <http://assignments.discoveryeducation.com/> and enter the following code: T2E10-4BFC. Enter your first and last name and complete the assignments for Day Ten.



K- 5th Grade Web-Based Educational Resources

Language Arts Sites:

TLS Books --<http://www.tlsbooks.com/>

- This site provides a variety of free printable Language Arts worksheets. Select your student's grade level along the left side of the home page. The worksheets are intended to enhance your child's skills and introduce new concepts in a fun, stress-free manner.

Super Teacher Worksheets--<http://superteacherworksheets.com/>

- This site provides free worksheets for reading, writing, grammar, phonics and spelling concepts.

Read Write Think-- <http://www.readwritethink.org/>

- Engage your students in online literacy learning with these interactive tools that help them accomplish a variety of goals—from organizing their thoughts to learning about language—all while having fun. From the home page click on the "classroom resources" tab. Select "student interactives" OR "printables" on the drop screen.

Math Sites:

Homeschool Math-- <http://www.homeschoolmath.net/worksheets/>

- This site has several worksheet generators that can create a variety of worksheets for you. You can customize the worksheets with many varied options according to the student's level. You will also find pre-made worksheets.

TLS Books --<http://www.tlsbooks.com/>

- This site provides a variety of free printable Math worksheets. Select your student's grade level along the left side of the home page. The worksheets are intended to enhance your child's skills and introduce new concepts in a fun, stress-free manner.

Super Teacher Worksheets--<http://superteacherworksheets.com/>

- This site provides free worksheets for math concepts.

Free Math worksheets-- <http://www.freemathworksheets.net/>

- This site allows you to quickly make math worksheets. Simply choose what type of worksheet you would like to generate and you will be taken to a form that will get the specifications from you for your worksheet.

Click the submit button, and you will immediately be given the worksheet and answer sheet to print.

Math Drills-- <http://www.math-drills.com/>

- Math-Drills.Com includes over 6000 free math worksheets with answer keys. Use to assess students' mastery of basic math facts, give student extra practice, or teach new math strategies.

History Sites:

TLS Books --<http://www.tlsbooks.com/>

- This site provides a variety of free printable History worksheets. Select your student's grade level along the left side of the home page. The worksheets are intended to enhance your child's skills and introduce new concepts in a fun, stress-free manner.

Teach-nology-- <http://www.teach-nology.com>

- This site offers over 8,000 free printable worksheets. It offers a wide range of free resources that can be used for reinforcement and review.

Super Teacher Worksheets--<http://superteacherworksheets.com/>

- This site provides free worksheets for History.

Science Sites:

TLS Books --<http://www.tlsbooks.com/>

- This site provides a variety of free printable Science worksheets. Select your student's grade level along the left side of the home page. The worksheets are intended to enhance your child's skills and introduce new concepts in a fun, stress-free manner.

Teach-nology-- <http://www.teach-nology.com>

- This site offers over 8,000 free printable worksheets. It offers a wide range of free resources that can be used for reinforcement and review.

Super Teacher Worksheets--<http://superteacherworksheets.com/>

- This site provides free worksheets for Science.